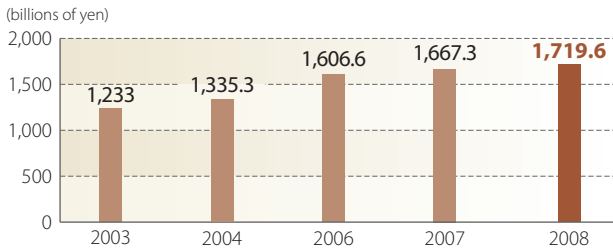


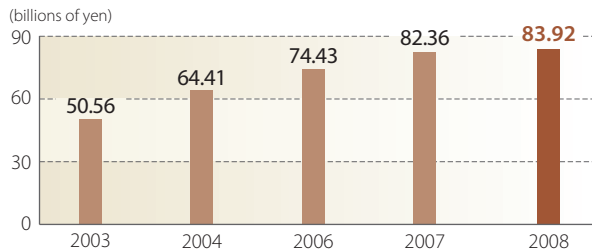
Shareholder Data and Business Performance Data

Although the number of housing starts declined with the introduction of the amended Building Standards Law, Panasonic Electric Works posted increased net sales and operating profit for the fifth consecutive year. Comments received from shareholders and investors through our investor relations activities are rapidly converted into feedback for use in our business operations.

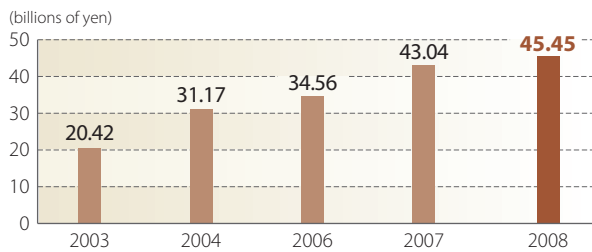
Consolidated sales



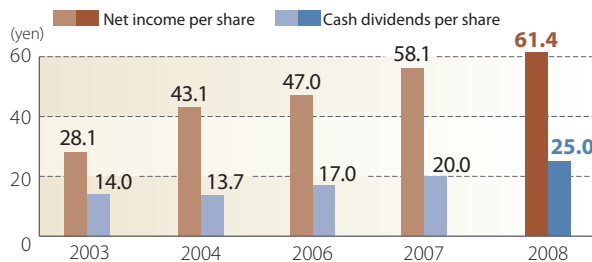
Operating profit (consolidated)



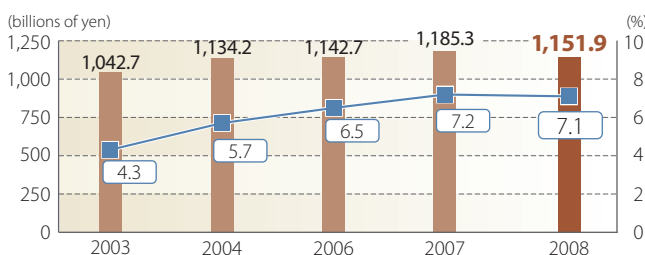
Consolidated net income



Net income and annual dividend per share



Total assets and return on assets



Basic IR policy and profit distribution

Panasonic Electric Works is committed to ensuring transparency of operations, raising corporate value, and returning profits in order to respond to the expectations and the trust placed in us by shareholders. Regarding profit distribution, we have adopted a more proactive dividend policy designed to reflect consolidated business performance. Accordingly, the total cash dividends per share in fiscal 2008 was ¥25, or ¥185 hundred million in total, equal to a consolidated dividend payout ratio of 40.7%.

Communication with shareholders and investors

We engage in two-way communication with shareholders and investors through a wide range of channels, including the release of quarterly business results, meetings for shareholders held in Japan and overseas, Shareholders' Bulletins, the Annual Report (English version), and disclosure of information on the website. We take steps to rapidly reflect in our business activities the valuable opinions gathered from shareholders and investors in the course of these activities.

Inclusion in SRI index

In recognition of our corporate social responsibility activities, Panasonic Electric Works stocks have featured for five consecutive years in the Morningstar Socially Responsible Investment Index and have been selected for six consecutive years in the Dow Jones Sustainability Indexes. Our stocks are also included in a number of other socially responsible investment funds (as of May 31, 2008).



See our **website** for details of:

- Securities Report
- Documentation for corporate accounts briefing meetings
- Shareholders' bulletins
- Annual Report (English version)

Explanation of terms: [* Return on Assets]

An index of how efficiently total corporate assets are being used to secure profit. It is calculated by dividing recurring profit by total assets.